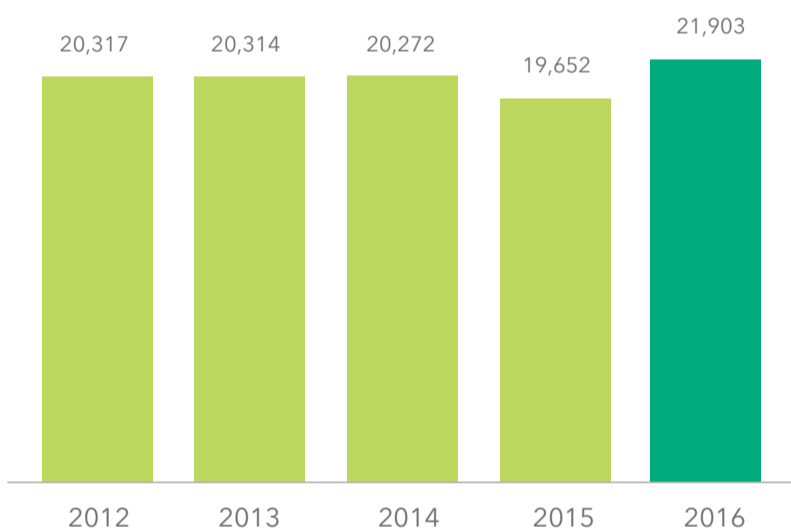


## Company Overview

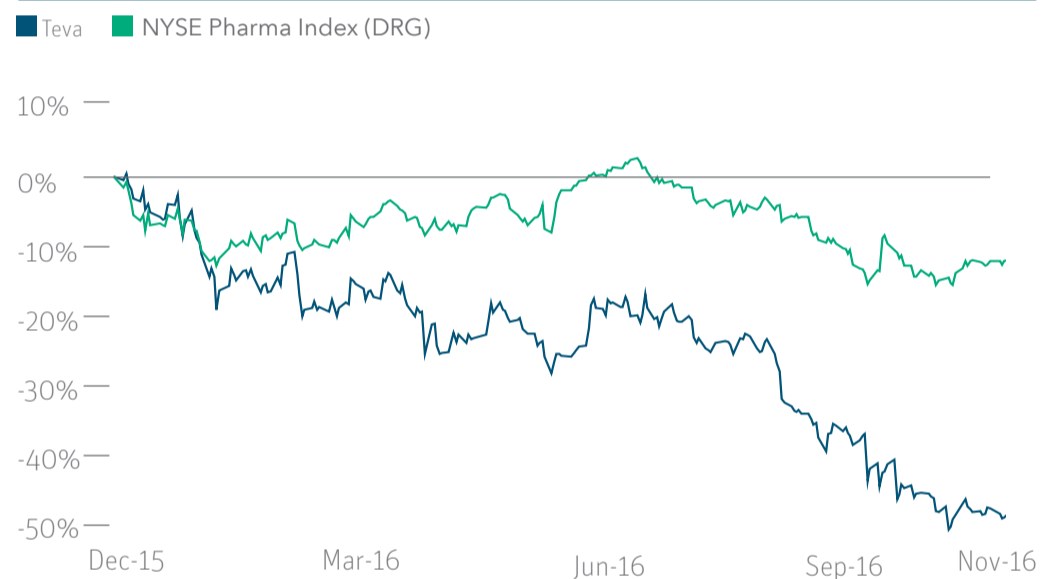
Teva Pharmaceutical Industries Ltd. (NYSE and TASE: TEVA) is a leading global pharmaceutical company that delivers high-quality, patient-centric healthcare solutions used by approximately 200 million patients in 100 markets every day. Headquartered in Israel, Teva is the world's largest generic medicines producer, leveraging its portfolio of more than 1,800 molecules to produce a wide range of generic products in nearly every therapeutic area. In specialty medicines, Teva has the world-leading innovative treatment for multiple sclerosis as well as late-stage development programs for other disorders of the central nervous system, including movement disorders, migraine, pain and neurodegenerative conditions, as well as a broad portfolio of respiratory products. Teva is leveraging its generics and specialty capabilities in order to seek new ways of addressing unmet patient needs by combining drug development with devices, services and technologies. Teva's net revenues in 2016 were \$21.9 billion. For more information, visit [www.tevapharm.com](http://www.tevapharm.com).

## Net Revenues

(USD m)

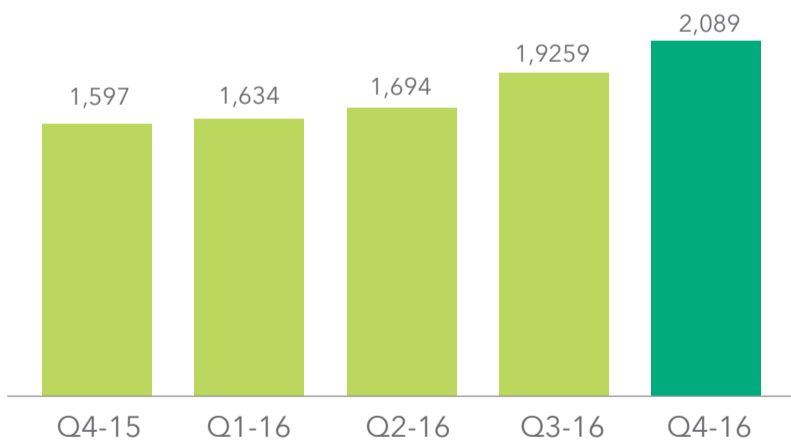


## 2016 Stock Performance



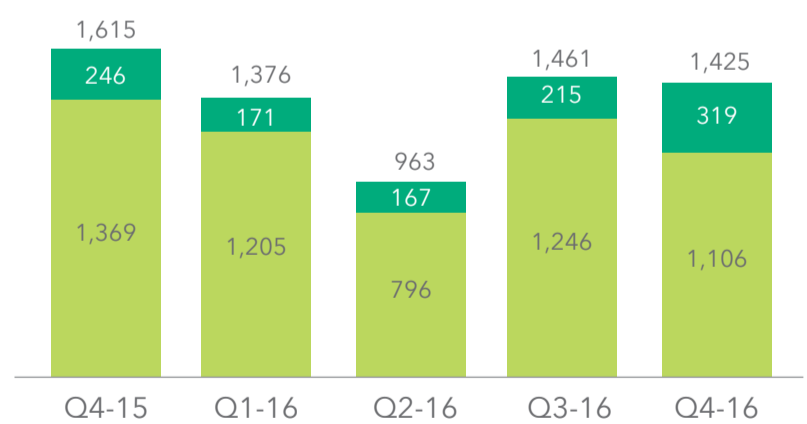
## Quarterly EBITDA\* and Cash Flow Trend (USD m)

### EBITDA\*



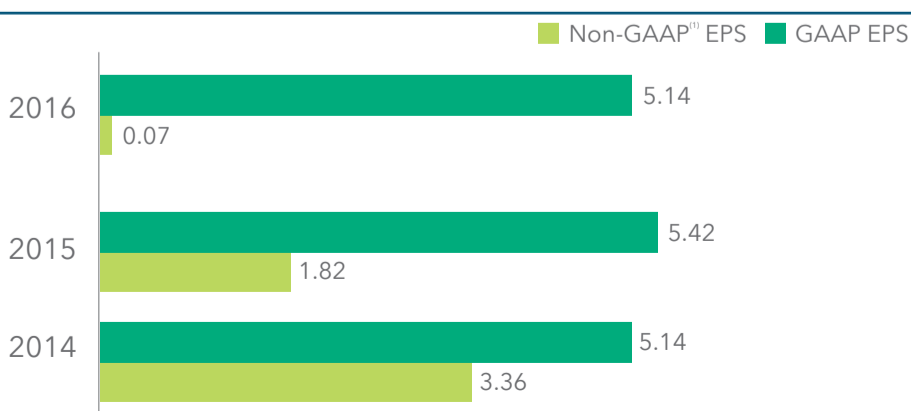
### Cash from Operations

FCF CAPEX



## Earnings Per Share

(USD)



## Dividends Per Share

(USD)



\*Adjusted EBITDA is based on non-GAAP<sup>®</sup> operating income, which excludes amortization and certain other items, and excludes depreciation expenses.  
 (1) See non GAAP reconciliation in our 4th quarter SEC filings

## 2017 Financial Outlook

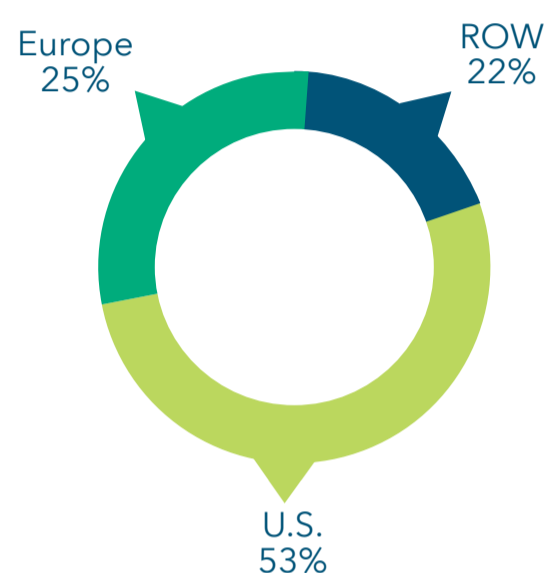
Revenues (USD b)  
23.8 - 24.5

Non-GAAP EPS (USD)  
4.90 - 5.30

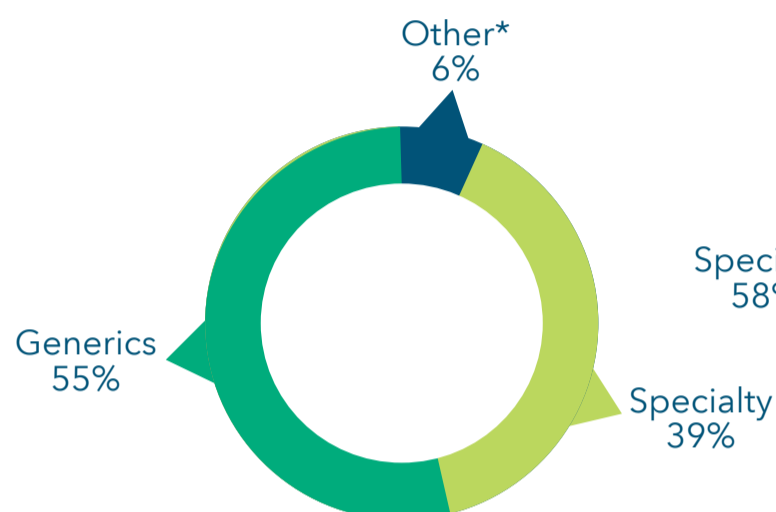
### Revenues by Markets and Segments

FY - 2016

Revenues by Region



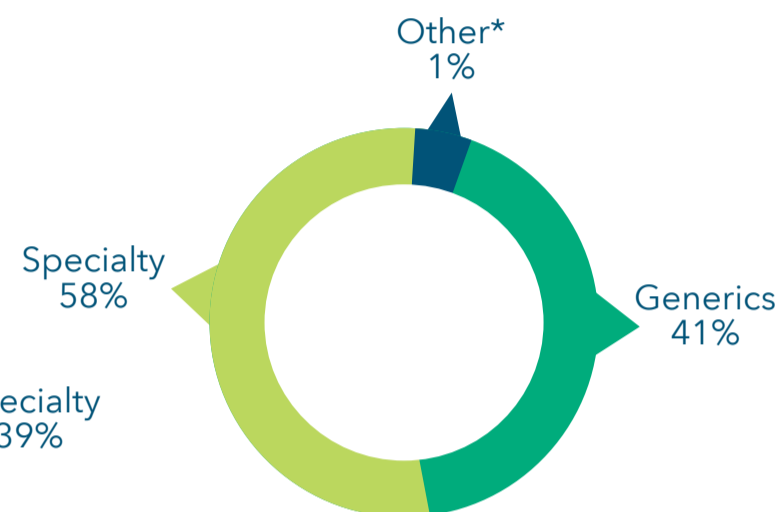
Revenues by Segment



\*In addition to our generic and specialty medicines segments, we have other sources of revenues, primarily sales of third-party products for which we act as distributor, mostly in the United States via Anda, as well as in Israel and Hungary.

### Profit\*\* by Segment

FY - 2016



\*\* Profit consists of gross profit, less S&M and R&D expenses related to the segment. Segment profitability does not include G&A expenses, amortization and certain other items.

## Teva Specialty pipeline

Phase 1	Phase 2	Phase 3	Registration
TV-46139 (abuse deterrent) Pain	TV-45070 Topical Neuropathic pain	Fremanezumab (anti CGRP) Chronic migraine (Global)	Deutetrabenazine, SD-809 Huntington Disease
TEV-90105 (abuse deterrent) Pain	Fasinumab ** Chronic Lower Back Pain	Fremanezumab (anti CGRP) Episodic migraine (Global)	Deutetrabenazine, SD-809 Tardive dyskinesia
Deutetrabenazine, SD-809 Tourette syndrome	Laquinimod Multiple sclerosis (primary progressive)	Fremanezumab (anti CGRP) Cluster Headache (Global)	QVAR® (beclomethasone dipropionate BAI) Asthma (U.S.)
Deulevodopa, SD-1077 Parkinson's Disease	Laquinimod Huntington disease	TV-46763 (abuse deterrent) Pain	Reslizumab* IV Asthma (Global)
TV-46000 Schizophrenia	Pridopidine Huntington disease	Fasinumab ** Osteoarthritis pain	Fluticasone Propionate MDPI Asthma (Growth markets)
		Laquinimod Multiple sclerosis (relapsing remitting)	Fluticasone Salmeterol MDPI Asthma (Growth markets)
		Reslizumab* SC Asthma (Global)	
		CT-P10 *** Biosimilar (Rituxan® U.S.)	
		CT-P6 *** Biosimilar (Herceptin® U.S.)	

- Migraine & Pain - 9
- Neurology & neuropsychiatry - 9
- Respiratory - 5
- Biosimilars - 2

25 products  
in phase  
1 through  
submission

Note: Pipeline is current as of Feb 1st, 2017. Phase 1 includes also projects designated for IND filing.

\* Approved in the U.S under the trade name: CINQAIR® \*\*In partnership with Regeneron \*\*\* In partnership with Celltrion